

Ultimate70[®]
windows, doors & conservatories

QUALITY MADE

Composite Doors

DESIGNED FOR YOU





As the image depicts above, most internal door styles are only available in a white finish. Please refer to Page 9 for Oak and Dark Wood finish to internal door leaf.

It is possible to request that the outer frame of the door can be in any of the colours shown overleaf with the colour to both sides.



2 Panel 1 Arch



Zinc Art Elegance
(No Pattern Required)

Zinc Art Abstract
(No Pattern Required)



Brass Art Clarity
(No Pattern Required)



CLOSER VIEW OF
OAK GRAIN FINISH



2 Panel 4 Square

ALL COLOURS AVAILABLE


White inside only



Red

White

Green



Blue

Oak

Black



Dark Wood

To maintain a traditional appearance most Composite doors are supplied with the choice of either silver or gold milled finish low mobility (PART M) threshold and a coloured matched weather drip bar.

The doors can be installed directly onto a stone step or in conjunction with a PVCu cill.




Crystal Eternity
(on Stippolyte)



English Rose



Mackintosh Rose



Fleur



Crystal Bohemia



Crystal Harmony
Blue, Green, Red or Frost



Murro
Black, Blue, Green or Red



Brass Art Clarity
(No Pattern Required)




Zinc Art Elegance
(No Pattern Required)



Zinc Art Abstract
(No Pattern Required)



4 Panel 2 Square



OUTER FRAME COLOURS AVAILABLE



Brass Art Clarity
(No Pattern Required)



Zinc Art Elegance
(No Pattern Required)



Zinc Art Abstract
(No Pattern Required)

High quality hardware fitted as standard, other colours available - Chrome & Black



2 Panel 2 Square 1 Arch



Ultimate70
windows, doors & conservatories

With the 'brass & zinc door art glass' the actual glass sections are held within the chosen metal and are suspended in the glass cavity of the unit – hence achieving a most energy efficient triple glazed unit, with one side made of laminated glass.



Crystal Tulip Arch (on Stippolyte) Crystal Diamond (on Stippolyte) Murro (Black, Blue, Green or Red) Brass Art Clarity (No Pattern Required) Zinc Art Elegance (No Pattern Required) Zinc Art Abstract (No Pattern Required)



6 Panel




4 Panel



OUTER FRAME COLOURS AVAILABLE

ALL COLOURS AVAILABLE

White inside only



The versatile range of twenty two door styles vary from a multi-panelled effect through to several contemporary designs, such as the *Twin Side* (bottom right).

The door shown in the main photograph is a *4 Panel Sunburst* which is available in all seven colour options and can be glazed (only) in all of the standard patterned glass.

4 Panel 1 Arch



Crystal Bohemia
Blue, Green, Red or Frost



Zinc Art Abstract
(No Pattern Required)



Crystal Tulip Arch
(on Stippolyte)



English Rose



Mackintosh Rose



Fleur



Crystal Harmony



Munro
Black, Blue, Green or Red

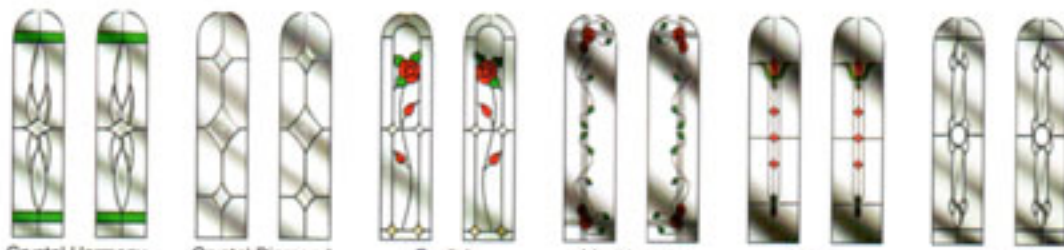


Brass Art Clarity
(No Pattern Required)



Zinc Art Elegance
(No Pattern Required)





Crystal Harmony
Blue, Green, Red or Frost

Crystal Diamond
(on Stippolyte)

English Rose

Mackintosh Rose

Fleur

Crystal Bohemia



Zinc Art Elegance
(No Pattern Required)



Zinc Art Abstract
(No Pattern Required)



Brass Art Clarity
(No Pattern Required)



Munro
Black, Blue, Green or Red



3 Drop Diamond
(on Cotswold)
Blue, Green or Red



2 Panel 2 Arch

4 Panel Sunburst



Ultimate70
windows, doors & conservatories

Both doors (in main image & below) have separate side screens coupled to them - various size coupling sections can be fitted. These depend upon the general design / size of the screen - it is also possible to centre a door between screens (aperture dimension permitting).

Twin Side



Crystal Diamond
(on Stippolyte)



Munro
Black, Blue, Green or Red



Brass Art Clarity
(No Pattern Required)



Zinc Art Elegance
(No Pattern Required)




Zinc Art Abstract
(No Pattern Required)



TECHNICAL DETAILS

THE 44mm DOOR STYLES - are constructed as shown in the cross sectional view and hung on three heavy duty hinges which are fitted to the 70mm fully reinforced PVCu outer frame. The outer and inner skins are made from GRP (Glass Reinforced Plastic) and have a grained effect.



BSI WATERING TEST - The doors are tested using six litres of water every minute being sprayed directly at them achieving the BSEN 1027 : 2000 accreditation.

BSI PRESSURE TEST - Set within a pressurised chamber, this test starts at 500 pascal (83mph) rising to 800 pascal (83pmh) which is hurricane conditions.

Incidentally the door was further tested and still remained undistorted at 100mph in accordance with the Air Permeability test BSEN 1026 : 2000 and the Wind Resistance test BSEN 12211 : 2000.

THE U VALUE - for the solid unglazed door is 1.03 and the half glazed styles achieve a 1.46 value, both of which promote fuel saving 'ECO FRIENDLY' products, and meet the new building regulation requirement of less than 1.8 value.

DOOR STYLES WITH GLAZED AREAS - utilise a (patented) reglazable cassette incorporating a high security clip system (as shown in the image below) to meet the rigorous tests that are set so as to achieve the BS6375 & PAS24 accreditation.



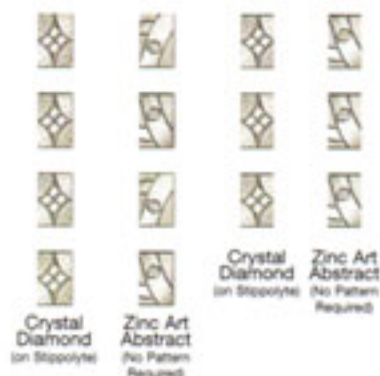
ALL UNITS WITHIN THE GLAZED DOORS ARE 24mm WITH LOW E TOUGHENED GLASS - some designs will only allow for a single pattern glass option and due to the triple glazing within the makeup of the 'Art Decorative' range there is no choice of pattern backing glass due to the overall effect of the design.



4 Square *



3 Square *



Security Chains
Black, Chrome and Brass

COMPOSITE DOORS THAT LOOK AS STRIKING FROM THE INSIDE AS THEY DO FROM THE OUTSIDE

It is possible on a selected amount of styles to incorporate an allround colour to the door leaf.

This feature can include door drip and edges of the leaf. The outer frame can compliment this.

'Oak on Oak' & 'Dark Wood on Dark Wood' Can be chosen in any of the styles below

Overall frame widths up to 958mm.



EXTERIOR



INTERIOR



Solid *



1 Square *



Diamond *

DOOR STYLES ON THIS PAGE AVAILABLE IN 5 COLOURS





Cottage Half Glaze

TECHNICAL DETAILS

LOCK

ALL DOORS ARE FITTED WITH A HIGH SECURITY MULTI-POINT LOCKING SYSTEM.



Brass Finish

LEVER



PAD




Nickle Finish

HANDLES, LETTERPLATES & KNOCKERS ARE AVAILABLE IN CHROME, GOLD, BLACK AND WHITE FINISHES.

LETTERPLATE



THUMBTURN



A OPTIONAL THUMB TURN FACILITY (NICKEL/BRASS) CAN BE REQUESTED TO ALL Ultimate70® COMPOSITE DOORS.

Note : The furniture & hardware images shown depict the general & current design, although minor alterations may occur from time of print.




Zinc Art Abstract
(No Pattern Required)




English Rose



Mackintosh Rose



Fleur



Crystal Bohemia



Zinc Art Elegance
(No Pattern Required)



Brass Art Clarity
(No Pattern Required)



Crystal Diamond
(on Stipplyte)



Crystal Harmony
Blue, Green, Red or Frost



Munro
Black, Blue, Green or Red



2x3 Drop Diamond
(on Cotswold)
Blue, Green or Red

DOOR KNOCKER WITH SPYHOLE



HINGES

The standard slimline hinge as shown is adjustable (should this be necessary) and has been tested in conjunction with PAS023/024 Accreditation.

OPTIONAL COLOURS



STANDARD WHITE



Available without Spyhole

Circle



Fleur



Crystal Bohemia
Blue, Green, Red or Frost



Zinc Art Elegance
(No Pattern Required)



Zinc Art Abstract
(No Pattern Required)



English Rose



Mackintosh Rose



Munro

Black, Blue, Green or Red



Brass Art Clarity
(No Pattern Required)



Crystal Tulip Arch
(on Stipplyte)



Crystal Harmony

